

Style Number 21 SHANE SECTIONAL

Style Name SHANE

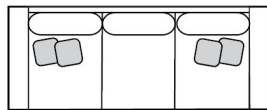
shane collection



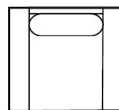
As Shown

Style #21 Conversation
Sectional

H: 38
AH: 25
SH: 21
SD: 24



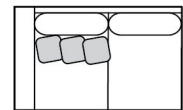
sofa
W: 96
D: 45



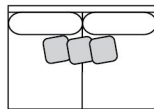
chair or swivel
W: 39
D: 45



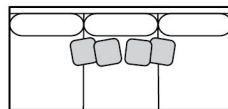
ottoman
W: 31
D: 23



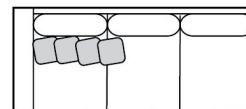
left arm (or right) loveseat
W: 60
D: 45



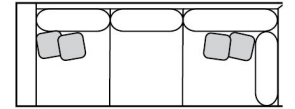
armless loveseat
W: 52
D: 45



armless sofa
W: 78
D: 45



left (or right) arm sofa
W: 86
D: 45



left (or right) arm return sofa
W: 105
D: 45

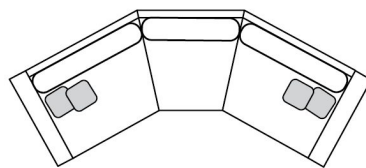
Attributes

Custom lengths available,
upcharge applies.

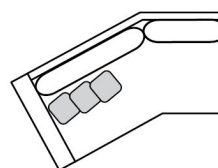
Pillows: 20 x 20 and 23 x 23

Bench seat available.

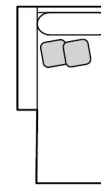
Small or Medium nailhead trim
head to head on arm, two rows
on inside back border and one
row on front rail.



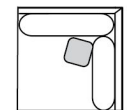
conversation sofa
W: 114
D: 51



left (or right) arm conversation
W: 70
D: 51



left (or right) chaise lounge
W: 36
D: 73



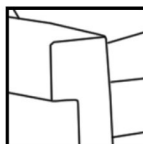
corner
W: 45
D: 45

Small or Medium nail head trim
head to head on arm, two rows
on inside back border and two
rows on front rail.

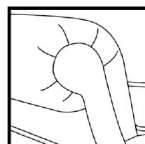
Nailhead trim not available on
Keyhole arm.

Seam: Welt or Weltless with
saddlestitch

Arm

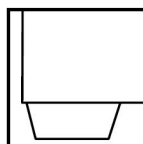


keyhole
+0"

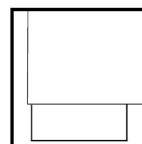


slope round
+2.25"

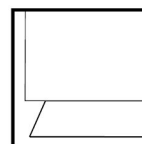
Base



tapered leg



square leg



pedestal leg

Back



box edge



knife edge

P A U L
R O B E R T